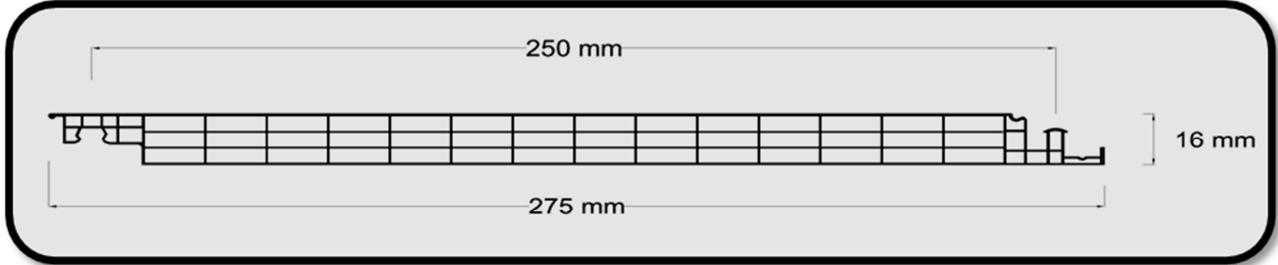




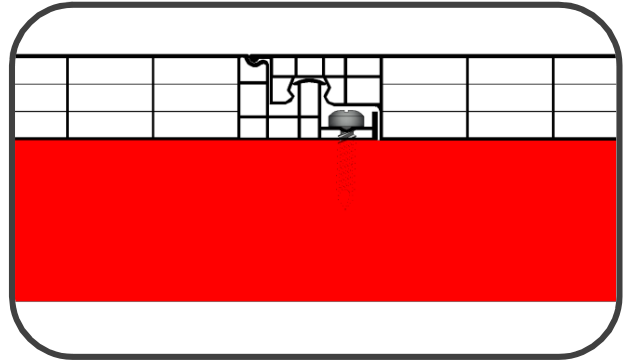
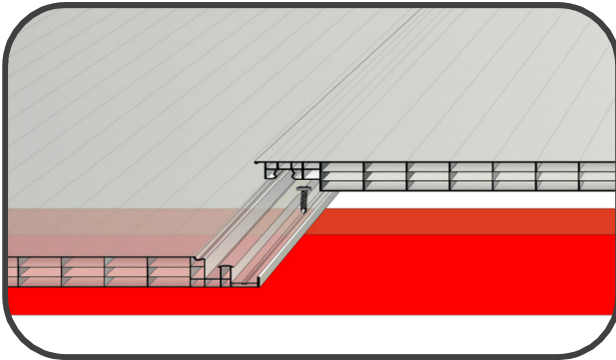
NEWLUX

NEWLUX PC panels are installed easily, safely and fast without any connection accessories on flat roof and walls like parking lots, canopies, balconies, verandas, greenhouses, winter gardens and roof lanterns, and provide a combination of very esthetic and functional solutions.



NEWLUX PC Modular Panels have 250 mm module width, 16 mm thickness, 4 walled body structure, high light transmission and thermal insulation. A hidden screw slot is used on the installation of **NEWLUX** PC panels, and lock into each other easily and safely by special side design. Through the **NEWLUX** connection detail, roof and wall lighting areas can be covered practically, safely and with continuous transparency against heat, wind and water without any connection accessories.

Thickness mm	16
Module Width mm	250
Length mm	3000-6000
Structure	4 walls
Thermal Insulation Value W/m ² ·K	2.1
Light Transmission %	
Transparent	65
Opal	45



- ✓ High Light Transmission
- ✓ High Thermal Insulation
- ✓ Easy and Fast Installation
- ✓ High Resistance to Fire
- ✓ 10 Year Warranty against Yellowing and Breakage
- ✓ Variety of Color
- ✓ High Impact Resistance

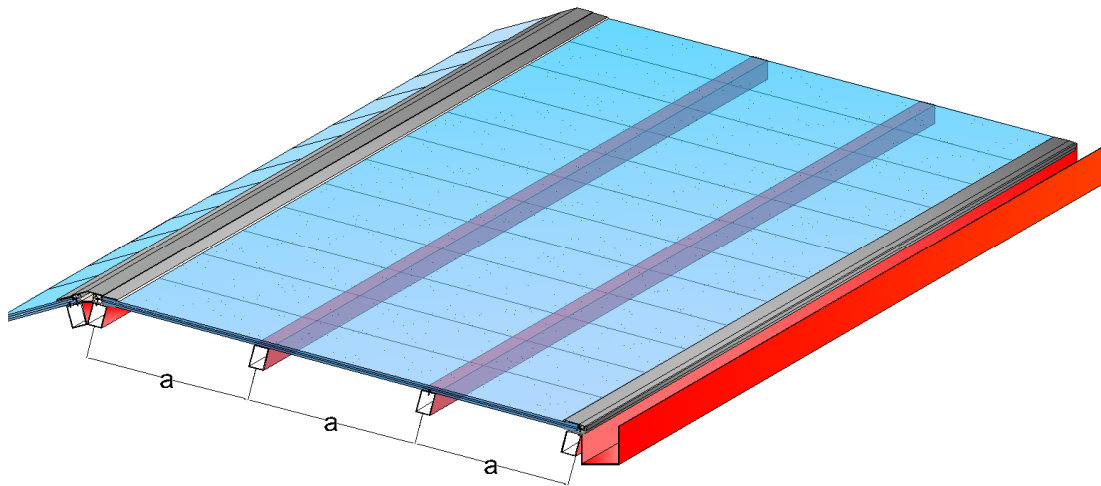


For more information, please contact our project and sales department. Polinet and Polinet's exclusive representatives are always ready to help with project and installation consultancy services.

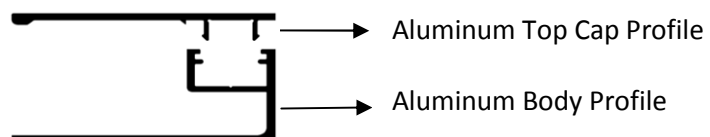
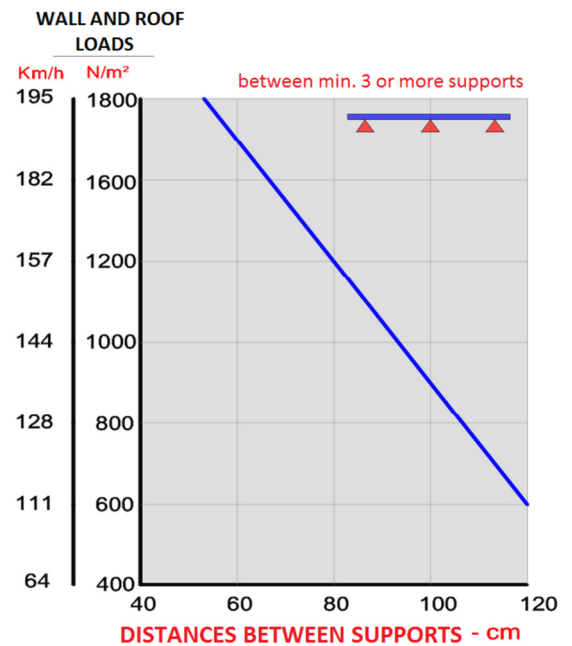
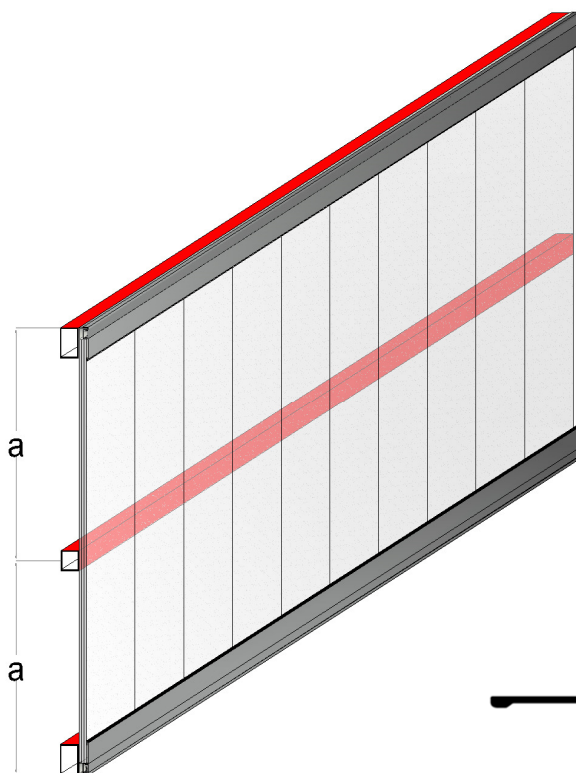
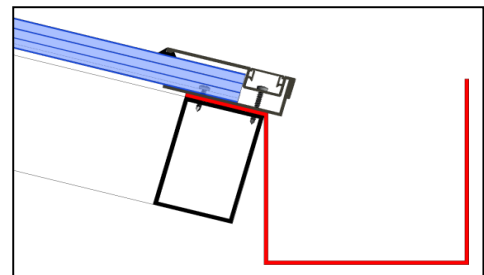
ADDRESS: S.S İstanbul Mermerciler Sanayi Kooperatifi 5.Cadde No: 20 Köseler Köyü/Dilovası-KOCAELİ

TEL: 0090 262 7281513 (pbx) FAX : 0090 262 7281534

Web page: www.polinetltd.com.tr E-mail : info@polinetltd.com.tr



The loading table of **NEWLUX** PC Panels (below) has to be considered for safe load resistances while the distances (a) between the construction rafters of the roof or the wall are formed. Minimum slope of 12% is advised for roof applications.



Before the application, both ends of the PC panels should be closed by adhesive tapes. An aluminum cap with a hidden screw and body profiles are needed for the installation of **NEWLUX** panels. EPDM gasket should be used to ensure application without water leakages. If requested, ventilation window systems for roof and wall that are compatible with **NEWLUX** are available. The system can be controlled through drives.

